


# Adopting a Shelter Cat

Thank you for adopting from the Austin Humane Society! Bringing home a new pet is an exciting time for the whole family. Here are a few ways to make the transition smooth for everyone:



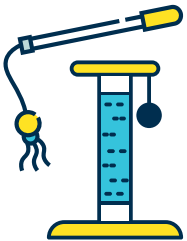
## 1. Love takes time

Your cat needs time to decompress from the stress of life at the shelter. It can take a week or more for your cat to learn your routine and adjust to the sights and sounds of your home, so look for subtle signs that your feline friend is settling in. Some hiding or other fear-based behavior will be normal in the first days or weeks. Be patient with your new cat and you'll be rewarded with a lifetime of love!




## 2. Create a safe space

Designate a spare room, bathroom or larger closet to be your cat's home base, restricting access to the rest of the house for a few days. Set up everything they need inside and visit often. This will help you get to know your cat and figure out what they are like before allowing access to the full house.



## 2. Setup for success

Provide everything your cat needs to be a successful addition to your new home, including scratching posts, ample toys and at least one litter box in an easily accessible area. Help your cat know what you expect by rewarding good behavior with pets, praise and playtime.



## 4. Do slow introductions

Take time introducing your new cat to other cats or dogs in the family. Taking at least a week or more to fully integrate the family can help set everyone up for success, so don't rush it. Ask us how!

## More questions about the behavior or health of your cat?

This packet is full of information including our veterinary partners and lots of tips and tricks to make your adoption successful!

